

MATIN TABLE LAMP

PRODUCT FACT SHEET



HAY

MATIN TABLE LAMP

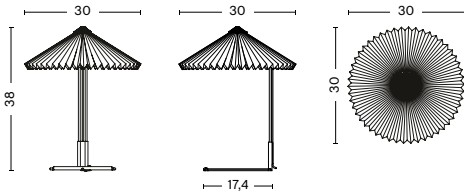
DESIGN BY INGA SEMPÉ, 2018

The Matin Table Lamp offers a contemporary yet poetic design, with a construction that combines visual delicacy with physical robustness. It consists of a steel wire bent frame finished in polished brass with matte black hardware and is paired with a pleated cotton shade in a variety of vibrant colours. The light source is an integrated LED, offering a diffused downlight which is accompanied by a digital in-line dimmer control to adjust the output of light if required.

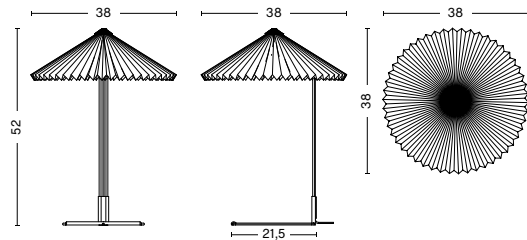
HIGHLIGHTS

- Part of a progressive and technologically advanced lighting collection.
- A family of contemporary table, ceiling, and wall lamps.
- Elegant table lamp with a steel wire bent frame, paired with a pleated cotton shade in different colours.
- CE approved.
- Integrated LED light source ensuring a life span of at least 25,000 hours of use.
- In-line step dimmer.
- Available in two sizes and suitable for both private and office environments.

DIMENSIONS



MATIN TABLE LAMP 300
WIDTH 30 CM
DEPTH 30 CM
HEIGHT 38 CM



MATIN TABLE LAMP 380
WIDTH 38 CM
DEPTH 38 CM
HEIGHT 52 CM

MATERIALS

SHADE

Cotton fabric laminated with a PVC sheet. Black top screw in injection moulded ABS.

LAMP BODY

Bent steel wire with polished brass finish or mirror plated steel, precision cast steel counterweight and injection moulded ABS.

CORD

Black silicone cable.

INLINE SWITCH

Injection moulded ABS.

COLOUR & FINISH | LAMP BODY

Please note that the colour codes are indicative.



POLISHED
BRASS



MIRROR PLATED
STEEL

- MATIN TABLE LAMP -

COLOUR & FINISH

Please note that the colour codes are indicative.

Matin Table Lamp Ø300

BODY COLOUR / SHADE COLOUR		POLISHED BRASS	MIRROR PLATED STEEL
		WHITE	●
LAVENDER	●	●	●
YELLOW	●	●	
PEACH	●	●	
OXIDE RED	●	●	
BRIGHT RED	●	●	
GREEN	●	●	
BLUE	●		●

COLOUR & FINISH

Please note that the colour codes are indicative.

Matin Table Lamp Ø380

BODY COLOUR / SHADE COLOUR		POLISHED BRASS
		WHITE
LAVENDER	●	●
YELLOW	●	●
PEACH	●	●
OXIDE RED	●	●
BRIGHT RED	●	●
GREEN	●	●

TECHNICAL SPECIFICATIONS

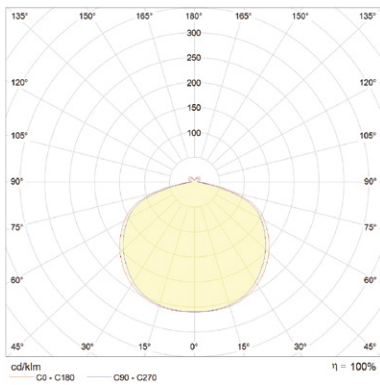
LIGHT SOURCE Integrated LED, 5W, 150lm, 2800K warm white	DIMMABLE Yes	POWER SUPPLY 220-240V AC at 50/60Hz	IP 20	CORD LENGTH 200 cm	SWITCH Inline step dimmer. Located 50 cm from lamp base.
---	-----------------	--	----------	-----------------------	--

TEST SPECIFICATIONS*

FLUX (LUMENS) 150lm	CCT (KELVIN) 2800K, warm white	CRI (1-100) 85
------------------------	-----------------------------------	-------------------

*Photometrics and the specification shown is taken using the integrated LED bulb fitted in the production luminaire.

PHOTOMETRICS



CERTIFICATES

CE APPROVED

This product has been assessed and complies with the essential requirements of the relevant European directives.



Tested according to the following European EN / IEC standards which relate specifically to electrical lighting products including

- EN 55015:2013 (radio disturbance)
- EN 61547:2009 (EMC immunity)
- EN 61000-3-2:2014 (EMC compatibility)
- EN 61000-3-3:2013 (EMC compatibility)
- EN 60598-2-4:1997 (portable luminaires)
- EN 60598-1:2015 (general requirements)
- EN 62493:2010 (human exposure to EMC)

COUNTRY OF ORIGIN

China

DOWNLOADS

Packshots and lifestyle photos, 2D / 3D files, care and maintenance, instructions, test certificates, product fact sheets, and product presentations are available in our Digital Library at hay.com.

[LINK TO DIGITAL LIBRARY](#)