



PRODUCT SHEET

Rail Shelf

by Keiji Ashizawa

Rail Shelf

BY KEIJI ASHIZAWA

Natural or dark stained oak shelf with steel wall bracket.




PRODUCT OPTIONS

OAK TABLETOP



NATURAL OAK



DARK STAINED OAK

POWDER COATED STEEL FRAME



BLACK

Rail Desk, Natural Oak, by Keiji Ashizawa
Rail Shelf, Natural Oak by Keiji Ashizawa
Harbour Side Dining Chair, Natural Oak / Bouclé 02, by Norm Architects
Brasilia Ottoman, Dark Stained Oak / Dunes Camel 21004, by Andersen & Voll

Rail Shelf

BY KEIJI ASHIZAWA

TECHNICAL SPECIFICATIONS

PRODUCT TYPE

Shelf

COLLI

1

ENVIRONMENT

Indoor

DIMENSIONS

H: 21 cm / 8,3"

W: 92 cm / 36,2"

D: 25 cm / 9,8"

PRODUCTION PROCESS

Shelves are made from CNC-milled MDF with a 5 mm solid wood edge and glued veneer. The frame is made from welded square steel rods.

COLOUR

Tabletop

Natural oak

Dark stained oak

Frame

Black (RAL 9005)

GLOSS

Gloss 10-20

MATERIALS

Oak veneer, MDF, steel

WEIGHT

N / A

TEST

Vertical Static Load Test (60 kg / 132 lb)

CERTIFICATIONS

TSCA title VI compliant

PACKAGING TYPE

Brown box

PACKAGING MEASUREMENTS (H x W x D)

Shelf

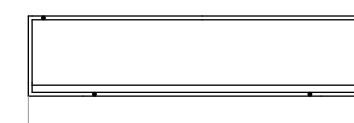

5,5 cm x 98,1 cm x 32,5 cm / 2,2" x 38,6" x 12,8"

Frame

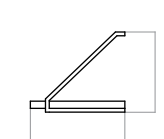
25,5 cm x 95 cm x 24,5 cm / 10" x 37,4" x 9,6"

MATERIALS & MAINTENANCE

Please visit [menuspace.com](https://www.menuspace.com) for materials, care and maintenance instructions.



W: 92 cm / 36,2"



H: 21,2 cm / 8,3"

D: 25 cm / 9,8"